

Factory Line 100·60

■ Factory Line 100/60 main unit (cream-gray finish: Munsell 5Y7.2/1.4)

Factory Line 100: 3P 100A 440V + 2P 20A 250V with ground.
Factory Line 60: 3P 60A 440V + 2P 20A 250V with ground.
Conductor equipped ducts. The upper 3 conductors are for the 3-phase 3-wire circuit or the single phase 3-wire circuit.

The lower 2 conductors are for the single phase circuit.

Attaches a joiner-pin protect cap. Galvanized steel core PVC resin housing and copper conductors.

[Warning]

Use Factory Line 60 main units at the standard length.

Protective cap
(Remove after main unit installation)

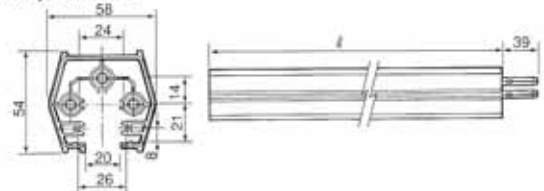


Joiner pin

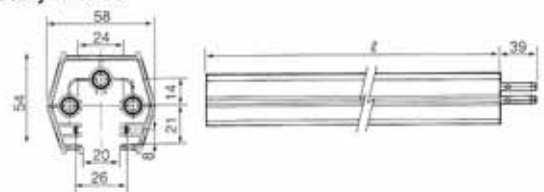
Duct cover

	Cat. No.	Length ℓ (mm)	Weight (kg)
Factory Line 100	DHU2411	1,000	3.3
	DHU2412	2,000	6.6
	DHU2413	3,000	9.9
Factory Line 60	DHU2311	1,000	3.1
	DHU2312	2,000	6.1
	DHU2313	3,000	9.2

● Factory Line 100



● Factory Line 60



■ Duct cover

For Factory Line 200, 100/60 and 30 systems.
Protect from entering foreign bodies or dusts into main unit.
Length 1m. Made of PVC resin.

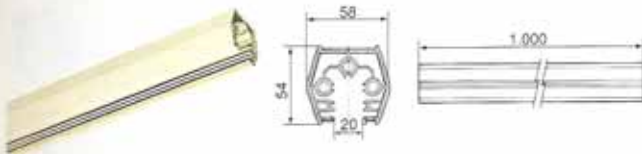
Cat. No.	Weight (kg)
DH2799	0.06

■ Factory Line 60 auxiliary main unit

For Factory Line 60 system. 3P 60A 440V + 2P 20A 250V with ground. Feed-in caps can only set at the female end of the Factory Line 60 main unit. In case supplying power at the male end, use this unit for gender changing. Galvanized steel core PVC resin housing and copper conductors.

[Warning]

Use this unit at the standard length.



Cat. No.	Weight (kg)
DHU2310	3.3

■ Feed-in cap

For Factory Line 100/60 system. 3P 100A 440V + 2P 20A 250V with ground. Supplying power at an end of the main unit.
Epoxy coating galvanized steel housing.

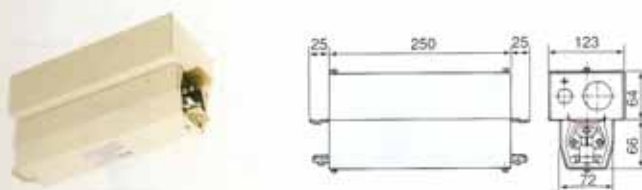


Knockout diameter
Upper surface 38.1 dia. X1 Side surface 25.1 dia. X1 38.8 dia. X1

Cat. No.	Weight (kg)
DHU2421	1.1

■ Center feed-in joiner

For Factory Line 100/60 system. 3P 100A 440V + 2P 20A 250V with ground. Supplying power between main units and connecting them. Epoxy coating galvanized steel housing.




Knockout diameter
Upper surface 38.1 dia. X1 Side surface 21.5 dia. X1 38.8 dia. X1 With 38mm² pressure terminals

Cat. No.	Weight (kg)
DHU2422	2.4

■ Joiner

For Factory Line 100/60 system. 2P 20A 250V with ground. Connecting lower conductors and ground lines of main units electrically. Poly carbonate resin molding body.

[Caution] Cannot supply power with this part.

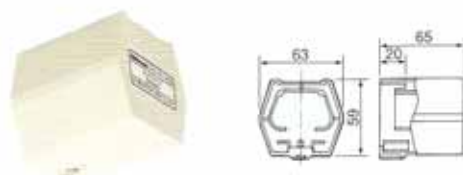


Cat. No.	Weight (kg)
DHU2431	0.1

Product guide
(Plug lever is green.)

■ End cap

For Factory Line 100/60 system.
Closing an end of the main unit.
Resin molding.



Cat. No.	Weight (kg)
DH2423K	0.06

■ Hanger (with bolt)

For Factory Line 200 and 100/60 system.
Suspending main unit from the building structure.
Stainless steel hanger and galvanized bolt (200mm).
[Caution]
Suspending weight must be below 20kg on each hanger.



Cat. No.	Weight (kg)
DH2451	0.18

■ Hanger (without bolt)

For Factory Line 200 and 100/60 systems.
Attaching main unit directly to the building structure or suspending with supplied bolts. Stainless steel hanger.

[Caution]

- 1 Main unit cannot fasten directly to the building structure without using hangers.
- 2 Suspending weight must be below 30kg on each hanger.



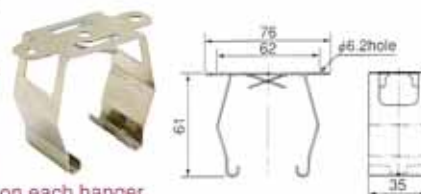
Cat. No.	Weight (kg)
DH2452K	0.03

■ Ceiling direct-mounting hanger

For Factory Line 200 and 100/60 systems.
Mounting main unit directly to the ceiling.
Stainless steel hanger.

[Caution]


- 1 Main unit cannot fasten directly to the building structure without using hangers.
- 2 Suspending weight must be below 20kg on each hanger.



Cat. No.	Weight (kg)
DH2453	0.03

■ Connection reinforcement fixture (cream-gray finish)

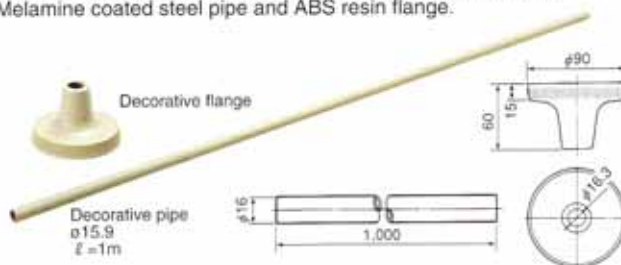
For Factory Line 200 and 100/60 systems.
To keep straight the joint part of the main unit suspended by long bolts. Epoxy coating galvanized steel.



Cat. No.	Weight (kg)
DH2454	0.51

■ Decorative flange and pipe (cream-gray finish)

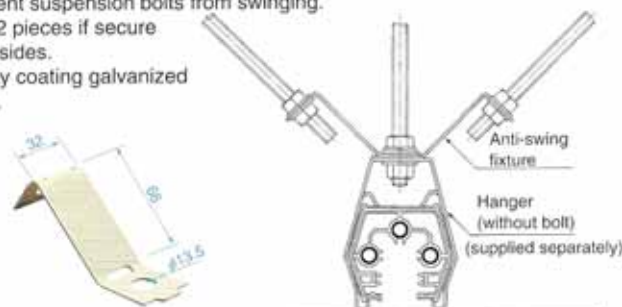
For Factory Line 200, 100/60 and 30 systems.
Hide the suspension bolt for good appearance.
Cut the decorative pipe into the length of the suspension bolt.
Melamine coated steel pipe and ABS resin flange.



Cat. No.	Name	Weight (kg)
DH2455	Decorative flange	0.1
DH2456	Decorative pipe	0.47

■ Anti-swing fixture

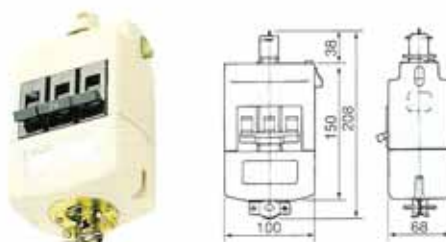
For Factory Line 400, 200, 100/60 and 30 systems.
Prevent suspension bolts from swinging.
Use 2 pieces if secure both sides.
Epoxy coating galvanized steel.



Cat. No.	Weight (kg)
DL741Y	0.1

■ Terminal plugs with breaker (cream-gray finish)

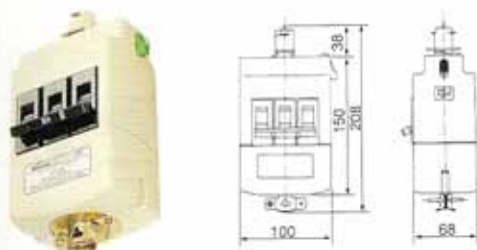
For Factory Line 100/60 systems. 3P 20A/30A 415V with ground.
Power plug from the upper 3P conductors with Miniature Circuit Breaker. ABS resin housing.



Cat. No.	Rating	Weight (kg)
DHU2482	3P20A415V with ground	0.91
DHU2483	3P30A415V with ground	

■ Terminal plug with breaker for motor circuit
(cream-gray finish)

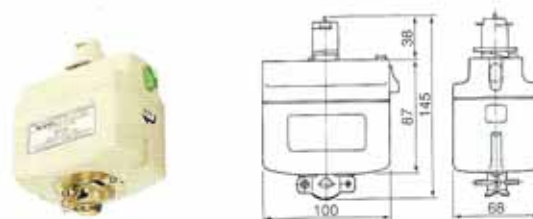
For Factory Line 100/60 systems. 3P 30A 415V with ground.
Power plug from the upper 3P conductors with Miniature Circuit
Breaker for motor circuit.
ABS resin housing.



Cat. No.	Rating	Weight (kg)
DHU2484	3P30A415V with ground (built-in 3P50A breaker)	0.91

■ Terminal plug A (cream-gray finish)

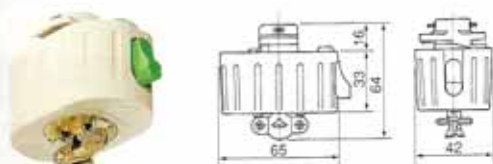
For Factory Line 100/60 systems. 3P 30A 440V with ground.
Power outlet for the main unit from the upper 3P conductors.
ABS resin housing.



Cat. No.	Weight (kg)
DHU2481	0.35

■ Terminal plug B (cream-gray finish)

For Factory Line 100/60 systems. 2P 15A 250V with ground.
Power plug from the lower 2P conductors.
ABS resin housing.



Note: Cannot be used for Factory Line 30 because of the difference in the ground connection.

Cat. No.	Weight (kg)
DH2463	0.08

■ Fluorescent lighting fixture plug

For Factory Line 100/60 system. 2P 6A 250V with ground.
Mounting a fluorescent lighting fixture directly to the main unit
and supply power from lower 2P conductors.
Consists of clamp-feeder and cramp. Galvanized steel frame.

[Caution]

Weight must be below 20kg.

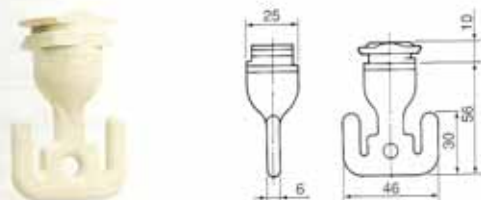


Note: Cannot be used for Factory Line 30 because of the difference in the ground connection.

Cat. No.	Rating	Weight (kg)
DH2471	2P6A250V with ground	0.16

■ Cord hook (cream-gray finish)

For Factory Line 100/60 and 30 systems.
Support wiring cables connected to the outlet plug.
Poly carbonate resin.



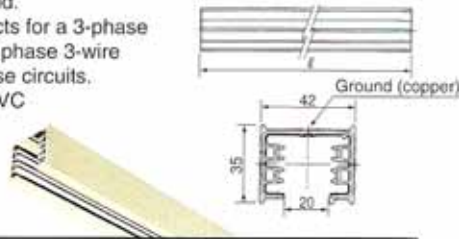
Cat. No.	Weight (kg)
DH2798	0.03

Product guide
(Plug lever is orange.)

Factory Line 30

■ Factory Line 30 main unit (cream-gray finish: Munsell 5Y7.2/1.4)

4P 30A 440V with ground.
Conductor equipped ducts for a 3-phase 3-wire circuit or a single phase 3-wire circuit or two single phase circuits.
Galvanized steel core PVC resin housing and copper conductors.



Cat. No.	Length ℓ (mm)	Weight (kg)
DHU2711	1,000	1.6
DHU2712	2,000	3.2
DHU2713	3,000	4.8

■ Duct cover

For Factory Line 200, 100/60 and 30 systems.
Protect from entering foreign bodies or dusts into main unit.
Length 1m. Made of PVC resin.



Cat. No.	Weight (kg)
DH2799	0.06

■ Feed-in cap

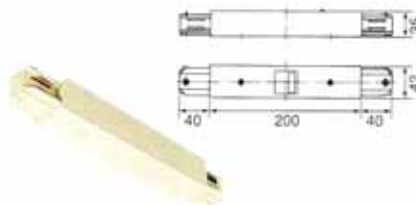
For Factory Line 30 system.
4P 30A 440V with ground.
Supplying power at an end of the main unit.
Galvanized steel and resin housing.



Cat. No.	Weight (kg)
DHU2721	0.16

■ Center feed-in joiner

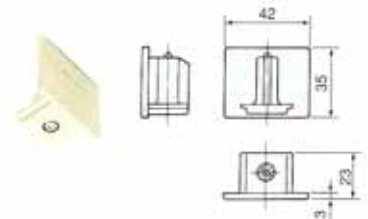
For Factory Line 30 system.
4P 30A 440V with ground.
Supplying power between main units and connecting them.
Galvanized steel and resin housing.



Cat. No.	Weight (kg)
DHU2722	0.24

■ End cap

For Factory Line 30 system.
Closing an end of the main unit.
Resin molding.




Cat. No.	Weight (kg)
DH2723	0.01

■ Joiner

For Factory Line 30 system.
4P 30A 440V with ground. Connecting main units both physically and electrically.
Resin molding.

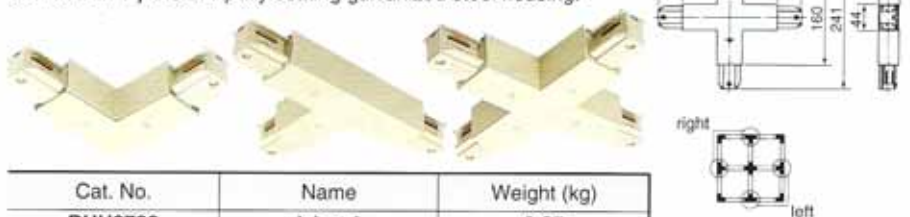
[Caution]
Cannot supply power with this part.



Cat. No.	Weight (kg)
DHU2731	0.08

■ L, T and X joiners (cream-gray finish)

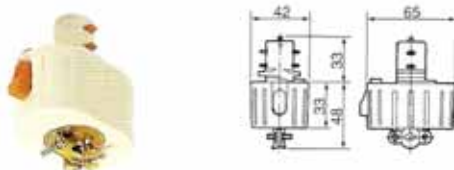
For Factory Line 30 system. 4P 30A 440V with ground.
Assembling L, T and or X configurations.
According to the polarity, the right and the left types are available in T joiners. Epoxy coating galvanized steel housing.



Cat. No.	Name	Weight (kg)
DHU2732	Joiner L	0.37
DHU2733	Joiner T (right)	0.53
DHU2734	Joiner T (left)	
DHU2735	Joiner +	0.69

■ Terminal plug (cream-gray finish)

For Factory Line 30 system. 2P/3P/4P 15A 440V with ground.
Power outlet for the main unit. "L"(for the upper 2P conductors) and "S"(for the lower 2P conductors) plug are available in 2P type.
Urea resin molding.



Cat. No.	Name	Weight (kg)
DHU2781	2PS	0.08
DHU2782	2PL	
DHU2783	3P	0.08
DHU2784	4P	

■ Pipe suspension hanger (cream-gray finish)

For Factory Line 30 system.
Suspending main unit.
The pipe can be cut at the flange side.
Melamine coated steel pipe and ABS resin flange.

[Caution]
① Suspending weight must be below 10kg on each hanger.
② Maximum suspension interval is 1.5m.



Note: The hanger fixture alone is a special order item.

Cat. No.	Weight (kg)
DH2750	0.31

Fluorescent lighting fixture plug

For Factory Line 30 system. 2P 6A 250V with ground.
Mounting a fluorescent lighting fixture directly to the main unit and supply power from upper or lower 2P conductors.
Consists of clamp-feeder and cramp.
Galvanized steel frame.

[Caution] Weight must be below 20kg.

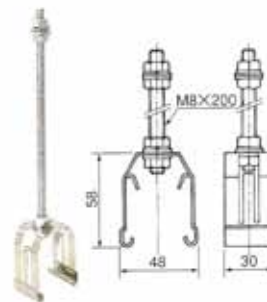


Cat. No.	Type	Weight (kg)
DH2771	S	0.05
DH2772	L	

Hanger (with bolt)

For Factory Line 30 system.
Suspending main unit from the building structure.
Stainless steel hanger and galvanized bolt (200mm).

[Caution]
Suspending weight must be below 20kg on each hanger.



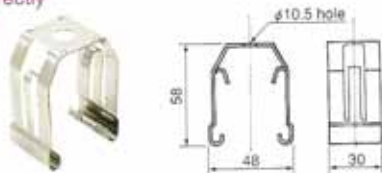
Cat. No.	Weight (kg)
DH2751	0.11

Hanger (without bolt)

For Factory Line 30 system. Attaching main unit directly to the building structure or suspending with supplied bolts.
Stainless steel hanger.

[Caution]

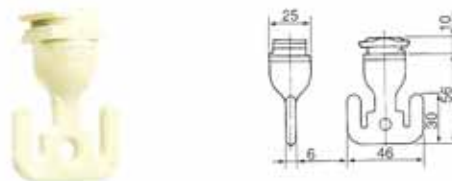
- 1 Main unit cannot fasten directly to the building structure without using hangers.
- 2 Suspending weight must be below 10kg on each hanger.



Cat. No.	Weight (kg)
DH2752	0.03

Cord hook (cream-gray finish)

For Factory Line 100/60 and 30 systems.
Support wiring cables connected to the outlet plug.
Poly carbonate resin.



Cat. No.	Weight (kg)
DH2798	0.03

Decorative flange and pipe (cream-gray finish)

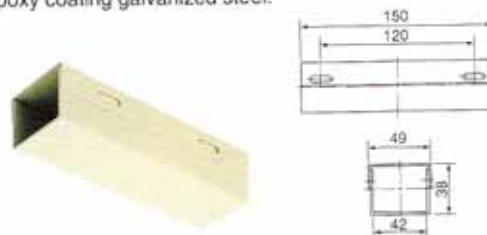
For Factory Line 200, 100/60 and 30 systems.
Hide the suspension bolt for good appearance.
Cut the decorative pipe into the length of the suspension bolt.
Melamine coated steel pipe and ABS resin flange.



Cat. No.	Name	Weight (kg)
DH2455	Decorative flange	0.10
DH2456	Cecorative pipe	0.47

Connection reinforcement fixture (cream-gray finish)

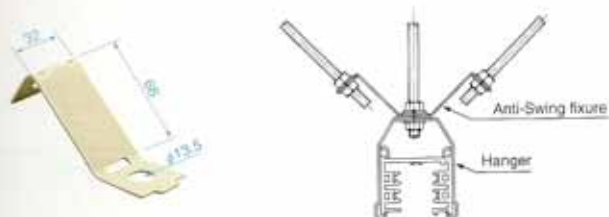
For Factory Line 30 systems.
To keep straight the joint part of the main unit suspended by long bolts. Epoxy coating galvanized steel.



Cat. No.	Weight (kg)
DH2754	0.36

Anti-swing fixture

For Factory Line 400, 200, 100/60 and 30 systems.
Prevent suspension bolts from swinging.
Use 2 pieces if secure both sides.
Epoxy coating galvanized steel.

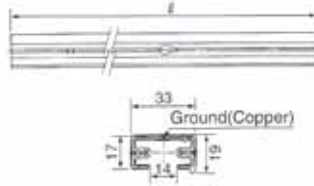


Cat. No.	Weight (kg)
DL741Y	0.1

Factory Line 20

■ Factory Line 20 main unit (cream-gray finish: Munsell 5Y7.2/1.4)

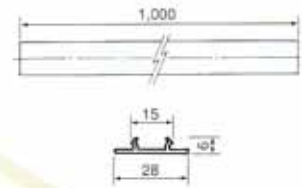
2P 20A 250V with ground.
Conductor equipped ducts for a single phase circuit.
Galvanized steel core PVC resin housing and copper conductors.



Cat. No.	Length l (mm)	Weight (kg)
DHU2611	1,000	0.79
DHU2612	2,000	1.58
DHU2613	3,000	2.37

■ Duct cover

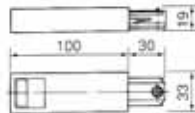
For Factory Line 20 system.
Closing the main unit opening to protect from entering foreign bodies or dusts into main unit.
Length 1m. Made of PVC.



Cat. No.	Weight (kg)
DH2699	0.08

■ Feed-in cap

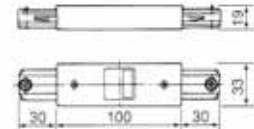
For Factory Line 20 system. 2P 20A 250V with ground.
Supplying power at an end of the main unit.
Internal quick connect terminals for single core wire.
Galvanized steel and resin housing.



Cat. No.	Weight (kg)
DHU2621	0.08

■ Center feed-in joiner

For Factory Line 20 system. 2P 20A 250V with ground.
Supplying power between main units and connecting them.
Internal quick connect terminals for single core wire.
Galvanized steel and resin housing.



Cat. No.	Weight (kg)
DHU2622	0.13

■ End cap

For Factory Line 20 system.
Closing an end of the main unit.
Resin molding.

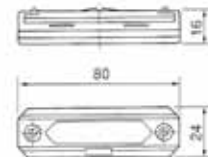


Cat. No.	Weight (kg)
DH2623	0.006

■ Joiner

For Factory Line 20 system. 2P 20A 250V with ground.
Connecting main units both physically and electrically.
Resin molding.

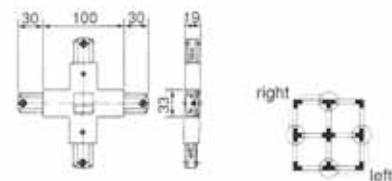
[Caution]
Cannot supply power with this part.



Cat. No.	Weight (kg)
DHU2631	0.04

■ L, T and X joiners (cream-gray finish)

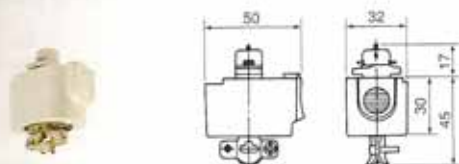
For Factory Line 20 system. 2P 20A 250V with ground.
Assembling L, T and or X configurations.
According to the polarity, the right and the left types are available in T joiners.
ABS resin housing.



Cat. No.	Name	Weight (kg)
DHU2632	Joiner L	0.13
DHU2633	Joiner T (right)	0.18
DHU2634	Joiner T (left)	
DHU2635	Joiner +	0.23

■ Terminal plug (cream-gray finish)

For Factory Line 30 system, 2P 15A 250V with ground.
Power outlet for the main unit.
Urea resin molding.

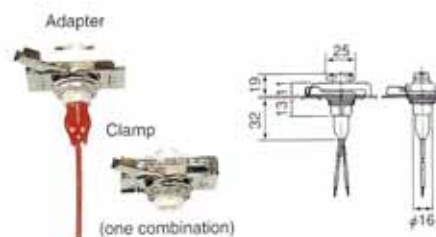


Cat. No.	Weight (kg)
DHU2683	0.05

■ Fluorescent lighting fixture plug

For Factory Line 20 system, 2P 6A 250V with ground.
Mounting a fluorescent lighting fixture directly to the main unit and supply power from upper or lower 2P conductors.
Consists of clamp-feeder and cramp.
Galvanized steel frame.

[Caution]
Weight must be below 10kg.



Cat. No.	Weight (kg)
DH2672	0.13

■ Pipe suspension hanger (cream-gray finish)

For Factory Line 20 system. Suspending main unit.
The pipe can be cut at the flange side.
Melamine coated steel pipe and ABS resin flange.

[Caution]
1 Suspending weight must be below 10kg on each hanger.
2 Maximum suspension interval is 1.5m.



Note: The hanger fixture alone is a special order item.

Cat. No.	Weight (kg)
DH2650	0.31

■ Hanger (with bolt)

For Factory Line 20 system.
Suspending main unit from the building structure.
Stainless steel hanger and galvanized bolt (200mm).

[Caution]
Suspending weight must be below 10kg on each hanger.



Cat. No.	Weight (kg)
DH2651	0.13

■ Hanger (without bolt)

For Factory Line 20 system.
Suspending main unit with supplied bolts.
Stainless steel hanger.

[Caution]
Suspending weight must be below 10kg on each hanger.



Cat. No.	Weight (kg)
DH2652	0.03

■ Hanging hook (cream-gray finish)

For Factory Line 20 system.
Hooking something on the Factory Line 20 main unit.

[Caution]
Hooking weight must be below 5kg.



Cat. No.	Weight (kg)
DH2698	0.01

■ Poster clip (cream-gray finish)

For Factory Line 20 system.
Suspending document or sheet to the Factory Line 20 main unit.

[Caution]
Suspending weight must be below 5kg.



Cat. No.	Weight (kg)
DH2697	0.2